



Add curb appeal to your project

SIMPLE + FAST + EASY

with Silvermine Stone's pillar system



Perfect for:

- Adding character to the front of your house
- Dressing up porch or deck posts
- Driveway entrances
- Mailboxes & more

Step 1 Choose The Right Size

Pre-Cut Pillar Stones are available for:

- 18" x 18" Pillars
- 24" x 24" Pillars

The pillar stones install around a pillar base or frame quickly and easily.

No masonry skills required

Step 2 Choose Your Stone Color



Dover Cliff




Monument Valley



Marin Fog



Dakota Sunset



Evening Grey

Step 3 Choose a Cap Style & Color



22" Flat Cap

OR



22" Split Cap

designed to fit around a 6x6 post




Available in:

Sand, Slate & Brownstone

SPEED UP THE PROCESS WITH

18" PILLAR FRAME KIT
No Cutting or Measuring Required



Pillar Kit Includes:

- A pre-cut, ready to assemble polymer (no-rot) frame
- Frame assembly screws
- Fasteners for stone

Available to quickly and easily build an 18" x 18" pillar in:

- 36" Height
- 48" Height

The frame kits are designed to be stacked creating taller pillars.

* Pillar frames and stones are non-structural and are designed for decorative applications

A Step Above the Rest

Silvermine Stone pioneered the mortarless stone category. Our product is still the only brand that combines a suite of unique features making it the right selection for any project.

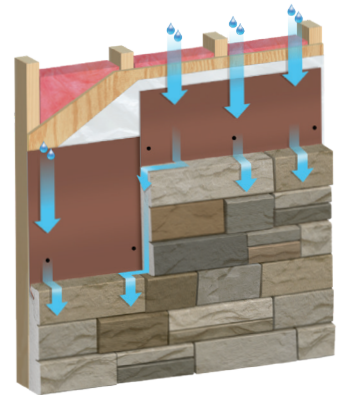


Patented Flashing System

Provides protection from moisture and the elements

Silvermine® Stone is the only brand of mortarless stone veneer that features a “shingle effect” created by the patented hanging and flashing system, protecting the house from moisture damage, mold, and mildew that can occur when moisture is allowed to get into a building’s substrate.

Our 8” high flashing is 2” above each layer of stone providing protection against moisture infiltration that can lead to mold and mildew as well as effects from freeze and thaw.



Fantastic Look

Real Stone Aesthetics



Quick, Convenient & Simple Installation

Install up to 4 Times Faster than Mortared Stone



Costs Less to Install

than Mortar-On and other Mortarless Solutions



Can Be Installed In Any Season or Climate



No Masonry Skills Required

Can be installed with basic carpentry skills and tools



*“Simplest Stone
in the World
to Install!”*



See the difference...



STONE VENEER VISUALIZER

New construction or renovation can be overwhelming. Visualizing what your property will look like with Belterra stone is not. Select a “Stock Scene” with 3 clicks or VISUALIZE YOUR HOME or BUSINESS with Just 8 easy steps to confidence!

1. Take a picture of your home or business
2. Select “Upload Photo”
3. Watch Instructional Video
4. Highlight where you want the stone to go
5. Pick the color
6. Voila - see the finished project look!
7. Save Your Project
8. Order your new look with confidence

[More Info](#)

silverminestone.com